



# FOCAL POINT

<http://assabetvalleycc.com> - The club meets on the first and third Wednesdays of each month except July and August. Meetings are hybrid - in person at the Hudson Senior Center, 29 Church St., Hudson and on Zoom. Meetings begin at 7:00 PM with a 15 minute social time and at 7:15 a brief business meeting. Programs start at 7:30 PM. Email us at [avcc.digital@hotmail.com](mailto:avcc.digital@hotmail.com) for more information or if you wish to attend as a guest.



*Cedar Waxwing on Winter Berries - Darlene Holman*

## In this Issue:

<b>Note From Our President</b>	<b>p 1</b>
<b>Note from the Editors</b>	<b>p 3</b>
<b>Program Info</b>	<b>p 4</b>
<b>Competition Info</b>	<b>p 8</b>
<b>Member Snapshot</b>	<b>p 9</b>
<b>Members' Lens</b>	<b>p 13</b>
<b>AVCC Organization</b>	<b>p 25</b>

## Note from Our President

Happy Fall!

There are a few things going on in the club this fall that I want to bring to your attention.

First, please note that we have added a special meeting on Wednesday, October 25 in remembrance of Elliot. See the Editor's note for more information. Further details will follow via email.

Continued on next page

## Note from Our President - continued from page 1

Thank you to those who entered prints in September's competition. It was a start to revitalizing the print competition. We are looking to finalize how these competitions will run for the season. Please look for upcoming emails and consider entering a print on competition nights! This month the print theme is tools.

The program calendar is filling up, but we still have openings. We are trying to find subjects that a majority of the club members can relate to. If you have any ideas for programs, please let me know!

Check the AVCC website regularly for upcoming events, programs, and competitions. You can obtain this information in two different places:

- Click on "Organization" at the top of the page, then click on "Club Calendar", which is the third item on the list. This has an up-to-date schedule of all competitions for the upcoming year.
- Click on "Events" at the top of the page. You will see events coming up in the next several weeks. On this page, you can customize your view by either day, week, month, or agenda.

And, as a matter of interest to those of you planning on traveling for foliage, you may want to check the areas you are traveling to prior to your trip. I saw that one of the most popular photographic spots in Vermont (Sleepy Hollow Farm in Pomfret) is closing off streets in town due to social media influencers and tourists inundating the small community and private property (here is a link to the story: <https://www.nbcnews.com/news/vermont-town>). Once one town starts, I think others may jump on that bandwagon. And for those traveling to Crawford Notch for foliage images, the Conway Scenic Railway posted a reminder on their Facebook page that trespassing on railroad tracks and property (including the trestle) is illegal. It is a small few that will ruin it for the rest of us.

John



*Aqueduct in winter - John Mauro*

## Note from the Editors

---

October. Many of you may be wondering how we got here - and where did the summer go? The flush of new beginnings in September is giving way to shortening days, cooler nights, and changing colors. Birds have started to migrate and you too may be thinking that hitting the road isn't a bad idea. Travel may be on your mind, or already on your schedule, and to that end we have compiled some tips from several resources and our members for travel photography. If you are willing for any of your travel photos to be submitted to PSA or NECCC please connect with Todd and Robyn about signing the waiver. They need your written permission to submit them. Also check out the definition and requirements. Scroll down til you see Photo Travel:

<https://psa-photo.org/page/division-definitions>

Your editors are feeling particularly philosophical this month. As we explored the topic of travel and photography, we came upon the work of John Paul Caponigro

<https://www.johnpaulcaponigro.com/blog/home/> and Jim Richardson

<https://www.jimrichardsonphotography.com/index>. Each travels the world and shares his work broadly with a global audience. Jim Richardson is a National Geographic photographer and contributing editor to TRAVELER magazine. His images are incredibly vivid and compelling. They have the power to transport the viewer to new locations and new levels of awareness concerning world issues. John Paul Caponigro is a Maine-based photographer who views his travels and photography as a spiritual journey - he travels outward to travel inward. He is particularly interested in fostering creativity in others. The work of both encourages you to consider what travel is and how to capture not just what the scene is, but what it means to you and how it expresses who you are.

We want to remind members that we have scheduled a special program this month in addition to our regularly scheduled meetings. On Wednesday, October 25, we will meet at the Hudson Senior Center to celebrate the life of Elliot Mednick. The program will include a presentation by Essdras Suarez, renowned street photographer; a presentation made possible by a generous donation to the club by the Mednick family in Elliot's name. As some members will recall, Mr. Suarez was one of Elliot's favorite photographers and mentors. Members are encouraged to consider sharing stories or memories of Elliot during the remembrance.

We return to the Member Snapshot this month with an interview of Maureen Mathieson.


***"We are the strongest filter we can place on the lens. We always point the lens both outward and inward." – John Paul Caponigro***

## October Program

AVCC is pleased to present “Abstract Architecture Photography - Creativity in Composition” presented by Angie McMonigal on Wednesday, October 4, 2023 at 7:30 PM. The meeting is a hybrid format; in person at the the Hudson Senior Center, 29 Church St., Hudson (please arrive no later than 7:15), or remote on Zoom. The presentation will be on Zoom and broadcast on a large screen at the Senior Center. The Zoom meeting room opens at 7:00 with a 15 minute social time followed by AVCC business at 7:15. Nonmembers interested in attending as guests should email [avcc.digital@hotmail.com](mailto:avcc.digital@hotmail.com) .

### Angie McMonigal

*I'm a fine art and commercial architecture photographer based in Chicago striving to bring a detailed, thoughtful perspective to my work, whether for clients or through the workshops I lead. Having grown up surrounded by nature yet fascinated by the big city I've called home for more than two decades; I bring the meditative calm of my upbringing to a terrain that's always transforming. Drawing from my education in the micro sciences (molecular biology, microbiology, virology) my focus is more frequently on bold architectural details rather than sweeping cityscapes, creating images that celebrate those unexpectedly iconic elements hiding in plain sight.*



Angie McMonigal

Left: Mexico City

Images Courtesy of Angie  
McMonigal


Continued on next page




October Program - Angie McMonigal - continued from page 4

*Join Angie for a discussion focusing on creative approaches to architectural subjects. Emphasis will be on architectural details and creating abstracts of the built environment. She'll share how to uncover creative viewpoints and how to best utilize compositional tools to create more compelling images.*

**Images Courtesy of Angie McMonigal**





*"I strive to convey the  
essence of the architect's  
vision through my lens."  
- Angie McMonigal*



Continued on next page

October Program - Angie McMonigal - continued from page 5

Images Courtesy of Angie McMonigal:



To learn about Angie and her work visit her website: [angiemcmonigal](http://angiemcmonigal.com)



*A Blue River Day - Nick Andruzzi*

## Looking Ahead - AVCC 2023-2024 Program Schedule

Date	Program	Presentor
9/6/23	"What I did this Summer" Member Slideshows	AVCC Members
10/4/23	"Architecture Abstracts"	Angie McGonagle
10/25/23	*Special Program in Honor of Elliot Mednick	Essdras Suarez
11/1/23	TBD	
12/6/23	Photographing Trees and Forests	Paul Nguyễn
1/3/24	TBD	
2/7/24	TBD	
3/6/24	"A Murmur in the Trees"	Suzanne Revy
4/3/24	TBD	
5/1/24	"How I got that Image" Member Presentations	AVCC Members
6/5/24	Image of the Year Awards	

*"The most important question is, 'Am I asking the most important question?' The second most important question is, 'Am I asking the most important question in the most important way?'" – John Paul Caponigro*

## Competitions 2023-2024

### Monthly Competitions:

The club holds monthly image competitions including three categories: print, digital and open. The images are judged by a panel of three judges using a scale of 3.0-10. The final score for an image is the total of the three scores. See the [AVCC webpage](#) for more information about the rules and procedures for monthly competitions as well as the PSA and NECCC competitions. Pay particular attention to the PSA definitions for [“Nature”](#), [Monochrome](#), and [Travel](#) submissions.

### Schedule of Monthly Competition Category Topics & Submission Dates

Month	Print (Details TBD)	Digital	Open	Digital and Open Submission Date
September		Monochrome	Open	9/13/2023
October	Tools	Nature	Open	10/11/2023
November		Architectural Detail	Open	11/8/2023
December	Still Life	Nature	Open	12/13/2023
January		In the Woods	Open	1/10/2024
February	Entryways	Nature	Open	2/14/2024
March		Creative (In or out of camera)	Open	3/13/2024
April		Nature	Open	4/10/2024
May		Things that Fly or are Airborne (in honor of Elliot)	Open	5/8/2024

### PSA and NECCC

Image selections to the PSA & NECCC Interclub Competitions are made by the representatives to each organization. Individual entries can also be made. Our PSA representative is Todd Mathieson; our NECCC representative is Robyn Saur..

NECCC has moved to have individual print competitions rather than interclub print competitions at this time. The NECCC Individual Print Competition will be hosted at the Greater Lynn Photographic Association (GLPA). The categories are B&W (mono) and Color. Competitions will be held on Nov. 4, 2023 and April 6, 2024. More details can be found here: <https://greaterlynnphoto.org/NECCC>.

FYI: PSA Nature Guidelines for Borders: any border added (to a Nature image) must be a single border of, gray, or white, no greater than 3-5 pixels in width.



### Member Snapshot

---

#### Maureen Mathieson

Maureen grew up in Hudson, in the house in which she now lives with her husband, Todd (also an AVCC member). Her love of photography began with her dad, who worked for Polaroid in 1974 as a mechanical engineer. Maureen would help him test the new SX-70 cameras (precursor to the Polaroid Sun) that he brought home. She remembers him using home movie cameras. After he took family movies, she and he would splice the film to make better movies.

Maureen took photos with an Instamatic until she got her first SLR at age 26. She got involved in the camera club in 1993-94 after seeing a photo exhibit at Hudson National Bank (the current Avidia Bank). She served as AVCC President from 2000-2004. Maureen is also a judge, which contributes to AVCC because clubs in the same region trade judges to keep costs down. She has been judging for 15 years at clubs such as Nashoba, Greater Lynn, and Leominster. She has no formal training such as that put on by PSA, but has attended presentations on what judges look for. Maureen points out that important qualities of judging are being comfortable speaking in public and being skillful in giving polite but honest feedback. Maureen is also the keeper of the AVCC historical archive (enormous scrapbook) into which she puts articles, photos of club outings, etc. She then brings it to club outings for other members to look at.



*Open Lotus - Maureen Mathieson*



*Image Courtesy of  
Maureen Mathieson*

Continued on next page

## Member Snapshot - Maureen Mathieson - continued from page 9

In 2014 Maureen and Todd were awarded the honor of Master Member of New England Camera Club for their 15-year dedication to setting up and working “Photo-Ops” at NECCC and at AVCC. It is not just a physical set-up, but also includes Maureen and Todd helping photographers learn to shoot black light, still life, and water drops. Images from the water drop set-up have been presented in AVCC competitions from time to time.



*Multi water drop - Maureen Mathieson*

We’ve all seen Maureen’s butterfly images! Maureen says that she has been “chasing butterflies” since she was three years old. She doesn’t even have to think about it when asked what her favorite subject is to shoot – the answer just pops out. She is passionate about butterflies both as a photographer and as a Citizen Scientist. She has participated in Monarch Health – a community science project through the University of Georgia in which volunteers sample wild monarch butterflies to help track the spread of a parasite specific to monarchs across North America. Every summer Maureen nurtures monarchs as they go through the stages of their life cycle in about a month’s time. Once they are fully developed, she releases them.



*Monarch on coneflower - Maureen Mathieson*

Continued on next page



*Image Courtesy of Maureen Mathieson*



*Mo and Morpho - Image Courtesy of Maureen Mathieson*

Maureen started her professional life as a research chemist, specifically a medicinal chemist. She worked for more than 10 years at Eisai Inc. and Dupont. She began to feel that the lab was a lonely work environment and decided to shift into education. She started teaching middle school Science in 1996 in W. Newbury, and just received her 20-year certificate from Whitcomb Middle School in Marlborough, MA.

Maureen has been involved with Alpha Phi Omega (APO) (<https://apo.org/about-us/>), a co-ed service fraternity, since her college days at Worcester Polytechnic Institute. APO's vision is to "create inclusive communities for a more peaceful world in which to make a life, by developing leaders, uniting members through friendship and rendering service to all." APO holds conventions and does weekend trainings. They organize and run events like campus blood drives and clothing drives. She led weekend leadership trainings for them from Maine to Missouri, and served as President from 1983-85.

Continued on next page



## Member Snapshot - Maureen Mathieson - continued from page 11

In 2000 Maureen met Todd “over a bowl of M&Ms” at a party given by his best friends, one of whom happened to be a colleague of Maureen’s. She said one of the “hooks” was that Dick Francis was both of their favorite author. Maureen introduced Todd to photography and lent him her camera for a trip he took to San Diego. They went on a camera club outing to a huge trade show put on by Hunt’s in Boston. Todd joined the club in 2001 and they now go on a lot of trips together both for the sheer pleasure of traveling as well as pursuing new images to share with family, friends and fellow competitors. Some of the places they traveled to were trips with other camera club members: Nova Scotia (2008); Montreal Balloon Fest (2009); Florida (2010); Washington St.; whale watches; and the Roger Williams and Southwick zoos. They also shoot in National Parks, wildlife refuges, and art museums. In 2021 Maureen and Todd were interviewed for the Community Advocate newspaper about their passion for photography. <https://www.communityadvocate.com/2021/04/23/hudson-couple-share-passion-for-taking-pictures/>.



*Grey Screech Owl  
- Maureen Mathieson*



*Ferns - Maureen Mathieson*



*Female Fox 2  
- Maureen Mathieson*

Be it in a local, regional or larger-world setting, what stands out by the end of the conversation, is Maureen’s enthusiasm for science, photography and travel, and her contributions to community.

Lynn Kerner



## Members' Lens



**Zooming Out** - Members and AVCC in the greater photographic community - member exhibits, competitions, meetups, field trip opportunities, workshops, etc.

**Zooming In** - A Reflection, Musing, or Experience (travel, how I got that great shot, my favorite photo or place to shoot for example) shared by a member

**Tips and Tricks** - Members' shared suggestions for the Monthly Theme

**The Bigger Picture** - Happenings in the World of Photography

Many thanks to the following members for their contributions to this month's Newsletter: Cathy Robotis, Lynn Kerner, Mary Coombs, Doris Monteiro, Pam Meoli, Robyn Saur, Liz Krouse, John Houldsworth, Maureen Mathieson, Todd Mathieson, John McKinney, John Mauro

### Zooming Out

---

#### On the Wall at Cafe 641

This month Cafe 641 will feature the work of Eric Frere. He is not a club member but we're sure we will enjoy viewing his images while waiting for Pam Meoli's exhibit in November!

In the meantime you have a few days left to view John Gill's beautiful images including this pink iris.

*"We talk about the vulnerability involved in sharing our work publicly. I don't think we talk enough about the real vulnerability involved in making art; if we truly engage the process we are changed by it." – John Paul Caponigro*



*Pink Iris #1 - John Gill*

Continued on next page

Zooming Out - continued from page 13

Here are some events and opportunities that our members shared:

### **Cathy Robotis**

Congratulations to Cathy! Her photo, Field of Tulips, Ferjulian's Farm, Hudson, was selected for the month of May in, and the cover on, the Massachusetts Agriculture in the Classroom 2024 Calendar. Cathy, and the other calendar winners, were recognized at the Big E on Massachusetts Day. To see all the winning photos and information about ordering a calendar go to the [aginclassroom.org](https://aginclassroom.org) website.



### **Liz Krouse**

Congratulations to Liz! Her image, "Blue Dasher Dragonfly" was selected for inclusion in the Small Stones Festival of the Arts exhibition in December at the Grafton Public Library.

Exhibition Schedule: Friday, December 8 - Art and Photography Exhibition Opening! Opening Events and Awards, 7:00 - 8:00 pm

Open dates and hours for the exhibition:

Saturday, December 9	10 am - 6 pm
Sunday, December 10	12 pm - 4 pm
Monday, December 11	12 pm - 4 pm
Tuesday, December 12	12 pm - 4 pm
Wednesday, December 13	12 pm - 4 pm
Thursday, December 14	12 pm - 4 pm
Friday, December 15	12 pm - 6 pm
Saturday, December 16	10 am - 4 pm
*Sunday, December 17	12 pm - 4 pm



\*This is the final day of the Exhibition for 2023

*Blue Dasher Dragonfly - Liz Krouse*

This looks like a fantastic exhibit of juried photographs and fine art. Click the link for more information: [Small Stones Festival](https://www.smallstonesfestival.org)

## Zooming In

---

### **Member Recommendations:**

#### **Travel Photography Recommendations**

##### **Robyn Saur**

I usually always use my iPhone for travel. It's light, it takes great pictures, and you can take a picture real quick. And now an iPhone can shoot in raw so any image you really like make sure you shoot it in raw. Unless you are on a photo tour, I highly recommend using an iPhone. I usually will bring another camera with limited lenses so I'm not carrying too much.

Usually when traveling with a friend or on a tour there is only limited time to take pictures. You and the others want to enjoy the sites without someone keeping them waiting while you are setting up a tripod and getting the right composition. Usually I will remember the great areas I'm in and go back there after the tour so I have time to myself and better daylight to photograph a place. End of day, sunset or even dawn are better times of day to get out your better camera and photograph sites you previously visited.

Also put your iPhone images in an album on your iPhone so you can easily go thru them when you get home. You can even make a video out of your images.

##### **Pam Meoli**

A great place for a day trip is Portsmouth, NH. The vibe of that city is so fun and a MUST trip to Prescott Park. It's free and it's beautiful!



*Image Courtesy of Pam Meoli*

Continued on next page



### **John Houldsworth**

Travel photography is one of my favorite subjects! Since retiring 10 years ago, together with my wife Bernadette, I have travelled to many parts of the globe from Antarctica to the Arctic photographing landscapes, people, animals, icons etc....you name it?

in 2013, I bought 2 x Canon 6D cameras since they are full frame and have built in GPS for image location in metadata - eg. In Antarctica, I used my 2 x Canon 6D cameras, one with a wide angle lens and the other with a telephoto lens since due to cold temperatures changing lenses in action is impractical. I then transfer images to Google Drive cloud storage (2TB - \$10/mo cloud storage) and index in Google Photos (with unlimited image resolution / free version limits file size to 1MB). Google photos allows me to easily search my image database by date, place, subject eg. family member name etc...

10 years on, I was beginning to find my camera kit too heavy to lug around and this year, after much deliberation, I invested in a Canon EOS R7 mirrorless camera with 18-150 mm lens and hand strap. This together with my Samsung S22 Ultra Smartphone now gives me the perfect lightweight travel kit! Connecting my R7 and Smartphone via bluetooth I can tag all images with GPS location metadata. Also, the Smartphone produces amazing images in itself!



*Image Courtesy of John Houldsworth*



*Image Courtesy of John Houldsworth*



*Image Courtesy of  
John Houldsworth*

Continued on next page





*Splash and Dash Duel*  
- Tony Monteiro



*Feather Adrift - Pam Meoli*

### **Todd Mathieson**

As a PSA member, you can use a PSA service when you travel and ask a local about some good spots to go. I don't know if it will apply to the club, it might just be individual members...so it would be a good idea to join PSA!

### **Product Recommendation**

#### **John McKinney**

I will be 89 years old in a couple of months. Sometimes, I find it hard and very tiring to walk to spots in the woods where I can create nature images, especially when the trail is up and down and filled with roots. I bought a very light walking stick that converts to a seat. The walking stick is literally a life saver helping me not to fall, especially when I am alone. Sitting down is welcome to permit rest and recovery and to make it easier to steady a hefty long lens while seated. The cane weighs 2.2lbs  $\pm 5\%$ . It feels very light. I believe that such a cane-seat would be helpful for a photographer at any age.

<https://www.amazon.com/STEP2GOLD-Chair>



## Tips and Tricks - October's Theme: Travel Photography

---

### Tips for Travel Photography

Bustling cities, charming towns. Colorful people and customs. Contemporary architecture, ancient ruins. Breathtaking landscapes. Travel provides a unique and golden opportunity to expand our horizons and explore different environments and cultures. It is a vehicle to help bridge divides and build community within our very diverse world. That which makes us different also makes us fascinating, and there is much to be learned from people living in other parts of the world or even other parts of our towns, cities, and states. Through the lens of our camera, we can capture iconic scenes and captivating images from our travels - compelling snapshots of Life as we preserve memories for future generations. We have put together some tips and tricks for your next travel adventure. Please remember that the PSA has specific guidelines for travel photography and is a great resource should you wish to submit competitive Travel images.

#### Preparing for your trip

- Do your research: Look at postcards and travel guides, and do online searches for iconic locations ahead of time. Formulate a “shots list.”
- Set goals ahead of time, and try to challenge yourself. For example, you might choose to focus on something specific as part of your trip (colorful doors in Dublin, cats on the Greek islands, etc...). You might also plan a scavenger hunt based on your pre-trip research.
- Learn a few words of greeting in the language of the country you will be visiting. This will go a long way in encouraging the locals to share elements of their way of life with you.
- Know your camera and equipment before your trip. Practice at home before leaving if your equipment is new. You want to be comfortable with your gear when you are exploring. Remember to pack extra batteries and memory cards.
- Bring a lightweight travel tripod.
- Travel as light as possible, and plan to always have your camera with you.
- Plan to “get lost on purpose” when you are away, as this will allow you to delve deeper into the place you are visiting. Make sure you have contact information for your hotel with you, in case you need to take a taxi back.


*“A traveler seeks engagement with the local people and culture, while a sightseer just checks off sights in the guidebook. A sightseeing photographer stands apart from the culture, snapping pictures at a distance. A travel photographer becomes involved with his or her surroundings and the people; the resulting pictures become more intimate.”*  
– Jim Richardson, Travel Photographer

<https://www.jimrichardsonphotography.com/index/G0000A12MTsBDUIM>

Continued on next page

### Setting the scene

- Look for the best light. The golden hour and blue hour are best. Warm afternoon light 1-2h before sunset is great for travel photos. Check the times for sunrise and sunset at your destination, and plan accordingly. Use the middle of the day for street photography or to visit museums and indoor venues.
- If you want to avoid sharing iconic scenes with a barrage of tourists, plan to arrive very early to beat the crowd. If you are traveling with others or in a group, plan some time for yourself to go out on your own to explore at your own pace.
- When you are exploring, be patient. You want to see not just with your eyes, but with your heart and mind, too (Expert Vagabond).
- Focus on the unusual, and work with details. Look for patterns and leading lines.
- Include a foreground, mid ground, and background: This allows the viewer to step into the scene.
- Look for distinctive vantage points and unique perspectives. Take your photos from different angles (wide, mid, close-up). If you are photographing a mountain, look for a subject that will showcase how big it is.
- Try to frame the subject creatively. For example, you can include trees framing a waterfall.
- Focus on storytelling.
- Add humans to your photos: They add emotion and allow the viewer to feel like they are experiencing the location. Humans can show scale and help tell a story. Make them anonymous; don't show faces. Or, you may choose to make the story about them and focus on their faces. If you do so, remember to ask for permission. You may find that many are very willing to participate (especially if you have taken the time to learn a few words in their language).
- Make sure interesting elements are not left out of the scene or cut off. (For example, mountaintops, people's feet).
- Make sure your horizons are straight.



*Incense Burner at Compostella de Santiago  
- John McKinney*

***"A traveler without observation is a bird without wings" – Moslih Eddin Saadi***

Continued on next page



## Tips for Travel Photography - continued from page 19


### Camera settings

- Consider working with a prime lens. They deliver excellent image quality and are lighter than zoom lenses.
- Shoot in RAW.
- Consider shooting in aperture mode. For landscapes, use f/8-f/11. For portraits, use a wider aperture.
- As a rule, your shutter speed should be no slower than 1/60 (especially when indoors), unless you have a tripod.
- Experiment with white balance: 'Cloudy' will increase the vibrancy of colors in green scenes (forests, green environments). It will also warm up beach and city scenes. 'Daylight' is best for direct sunlight during the day.
- Recommended ISO settings: 100-400 in sunlight; 400-800 on cloudy days; 800+ once the light gets too low or it becomes dark.
- Use exposure +/- to brighten or darken a scene as needed.

**Sources:** [passportandpixels.com](http://passportandpixels.com), [fixthephoto.com](http://fixthephoto.com), [nomadasaurus.com](http://nomadasaurus.com), [nomadicmatt.com](http://nomadicmatt.com), [thewanderinglens.com](http://thewanderinglens.com), [expertvagabond.com](http://expertvagabond.com), [expertphotography.com](http://expertphotography.com), [adobe.com](http://adobe.com).



*City Hall 1 - Richard Tranfaglia*



*Monochrome Pattern  
- Jim Quinn*

*"We're responsible for everything that's included in the frame. We're also responsible for what's not included in the frame. We're responsible for the way we frame the world." – John Paul Caponigro*

## The Bigger Picture

---

### **Upcoming Photography Workshops and Programs**

#### **Boston Photography Workshops ([bostonphotographyworkshops.com](http://bostonphotographyworkshops.com))**

- They offer online and in-person classes on a variety of topics, including: Digital Cameras I & II, Better Composition/Photowalk, Organizing Photos, Night Photography, Food Photography, Portraiture, and Lightroom Classic.

#### **Hunt's Photo Walks and Workshops ([edu.huntsphoto.com](http://edu.huntsphoto.com))**

- Hunt's Photo Walk: Morning Light, Boston Seaport and Fan Pier; 10/7/23, 7 am to 10 am, \$89.99.
- Hunt's Photo Filter Workshop: Using filters in the field with waterfalls; 10/7/23, 9 am to 1 pm, Manchester, NH, \$129.99.
- Beginner Photography in the Field: Roger Williams Park in Providence, RI; 10/7/23, 10 am to 2 pm, \$99.99.
- Hunt's Photo Walk: Franklin Park Zoo, Boston, MA; 10/15/23, 9 am to 12 pm, \$89.99.
- Hunt's Photo Workshop: North Conway for a day (with image review); 10/16/23, 9 am to 3 pm, North Conway, NH, \$199.99.
- Hunt's Photo Workshop: Deep Dive Dance Photography Master Class with Heather Larkin; 10/20/23 and 10/21/23, 10 am to 4 pm, Melrose, MA, \$199.99.
- Beginner Photography Series, Melrose, MA; 10/12/23 and 10/19/23, 6 pm to 8 pm, \$99.99.
- Hunt's Photo Walk: Recognizing and Photographing Birds at Great Meadows Wildlife Refuge, Concord, MA; 10/22/23, 8 am to 11 am, \$109.99.

#### **Hunt's Online Courses ([edu.huntsphoto.com](http://edu.huntsphoto.com))**

- The Printed Vision - Comparing Paper Surfaces, 10/5/23, 7 pm to 8 pm, \$99.99.
- Digital Photography Basics 1 - Exposure, The Big Three Settings, Modes, and More, 10/10/23, 7 pm to 8:15 pm, \$20.
- Multi-Session Series - Mastering Manual Mode, 4-week course starting 10/12/23, 7 pm to 8:30 pm, \$139.99.
- Digital Photography Basics 2 - Focus, Lenses, Depth of Field, RAW and more; 10/17/23, 7 pm to 8:15 pm, \$20.
- Special Guest series - Photography and Poise: Finding the Perfect Lens for Dance with Heather Larkin, 10/19/23, 7 pm to 8:30 pm, \$20.
- Basic Digital Printing (Printing with Lightroom), 10/26/23, 6:30 pm to 8 pm, \$20.

#### **Worcester Center for Crafts ([worcestercraftcenter.org](http://worcestercraftcenter.org))**

- Creating Meaningful Photographs: 2-day workshop, 10/7/23-10/8/23, 9:30 am-4:30 pm, \$240.
- Intro to Digital Photography: 10/24/23-12/5/23, Tuesdays from 6:30-9:30 pm, \$240.
- Intro to Darkroom Photography: 10/24/23-12/5/23, Thursdays from 6:30-9:30 pm, \$250.

Continued on next page

## Photography Workshops and Programs - continued from page 21

### **Worcester State University ([ed2go.com](http://ed2go.com))**

- Photography Suite: Bundle of 72 course hours, \$335.
- Discover Digital Photography: 24 course hours over 6 weeks, \$115.
- Mastering your Digital SLR or Mirrorless Camera: 24 course hours over 6 weeks, \$115.
- Secrets of Better Photography: 24 course hours over 6 weeks, \$125.
- Photographing Nature with your Digital Camera: 24 course hours over 6 weeks, \$115.
- Photographing People with your Digital Camera: 24 course hours over 6 weeks, \$115.
- Intro to Lightroom Classic CC, 24 course hours over 6 weeks, \$129.
- Photoshop Elements for the Digital Photographer, 24 course hours over 6 weeks, \$129.

### **Assabet Community Education ([assabetace.org](http://assabetace.org))**

- Digital Photography II: 10/30/23-11/27/23, Mondays from 5:30-7 pm, \$189.
- Macro/Closeup Photography: 10/30/23-11/6/23, Mondays from 5:30-7 pm, \$65.
- Smartphone Photography: 10/2/23-10/23/23, Mondays from 7:30-9 pm, \$75.
- Waterfalls and Covered Bridges Workshop: 10/12/23-10/19/23, Thursdays from 6-8 pm, \$89.



*Love Remembered - Linda DeStafano Brown*

### **Photography exhibits**

#### **Robert Klein Gallery, Boston, MA**

- Steven Wilkes: Gathering Time: Solo Exhibition, 9/23/23-11/4/23.

#### **Panopticon Gallery, Boston, MA**

- All Down the Line: The Rolling Stones in Boston, 9/1/23-11/15/23.

#### **VanDernoot Gallery at Lesley University, Boston, MA**

- For a Moment: Images from the Boston Photo League, 10/13/23-11/18/23

Continued on next page

## The Bigger Picture - continued from page 22

### **Griffin Museum, Winchester, MA**

- Ceding Ground: Simon Norfolk, Camille Seaman, Bremner Benedict, Jason Lindsey, Amber Crabbe, 9/8/23-10/15/23.
- Ceding Ground: Cut Short: Steven Goldband and Ellen Konar, 9/8/23-10/15/23.
- Amber Crabbe: I Dreamed We Could Stand Still, 9/8/23-10/31/23.
- Ville Kansanen: Arid Harbingers, 7/22/23-10/15/23.
- Dawn Watson: Conjuring Alchemy, 7/30/23-10/31/23.
- Liz Hickok: Submerged, 7/11/23-10/15/23.
- Ceding Ground/The Dance: Balance of Land and Water, Connie Lowell, 9/11/23-10/29/23..

### **Upcoming photography contests**

#### **Sony World Photography Awards**

- Deadline: 1/5/24.
- You can submit 3 images for free.
- Images have to have been taken in 2023.
- Categories: Architecture, Creative, Motion, Landscapes, Lifestyle, Natural World, Wildlife, Object, Portraiture, Street Photography, Travel.
- Contact: [worldphoto.org](http://worldphoto.org).

#### **The Big Picture**

- This is a weekly travel photography competition sponsored by The Telegraph.
- Contact: [thebigpicture@telegraph.co.uk](mailto:thebigpicture@telegraph.co.uk).

#### **Monochrome Awards: International Black and White Photography**

- Deadline: 11/12/23.
- Fee for entry: \$20 for amateur photographers.
- There are cash prizes.
- Contact: [monoawards.com](http://monoawards.com).

#### **2023 Guest Photo Contest at Backroads**

- You can submit a maximum of 25 digital photos showing your backroads trip.
- Deadline: 12/31/23.
- There are cash prizes.
- Contact: [backroads.com](http://backroads.com) photo contest



*Iris in Black and White - John Gill*



## The Bigger Picture - Continued from Page 23

Reminder of opportunities (some last minute!) for learning at Greater Lynn Photographic Association:

**Greater Lynn Photographic Assoc. would like to invite you all to:**

**1. A special hands-on workshop “Getting Tach Sharp Macro images without a Tripod” by Roman Kurywczak, ANEC** who now lives in Florida. This workshop is on Sunday October 1, 2023 with 2 identical sessions (limited to 20 participants each) 9am-noon & 1pm-4pm for a very small fee of \$30. It is being co-sponsored by Tamron who will be present with lenses to loan out for the day and specials on purchasing one if interested. The workshop normally costs \$70-\$80. This is not just nature but all macro. Please see attached flyer for full info. Direct registration link with PayPal payment available is:

[Greater Lynn - Workshops \(greaterlynnphoto.org\)](http://greaterlynnphoto.org)

**2. You are also invited to attend free of charge Roman’s in person live presentation Monday night at the club on Oct. 2 -7:30pm - “Photographing Wildlife from Portraits to Flight.”**

direct link to full info page: [GLPA - Roman Kurywczak-Florida \(greaterlynnphoto.org\)](http://greaterlynnphoto.org)

**3. We will also be having a one-day Basic Photo Course** on Saturday Dec. 9, 2023 taught by Barbara Rozavsky, HonNEC. Cost \$50 (includes lunch)-limited to 24 attendees.

See attachment for full info or direct link for registration is: [Greater Lynn - Photo Courses \(greaterlynnphoto.org\)](http://greaterlynnphoto.org)

Please see the attachments for the workshop, photo course, a map to the club headquarters and a picture of the club to help you find it. All functions will be at GLPA Headquarters building- 564 Boston St, Lynn, MA (across the street from the Sacred Heart Church). The building is disinfected each night after being used with UVC lights in the ceiling throughout the building and we have air filtering system running 24/7. You can park in our lot behind the building or in the church lot next door. For the Sunday workshop please try to utilize our lot as the church is holding services. There is a handicap ramp in the back of the building if needed.

Any questions call or email Susan Mosser [s.jmosser@comcast.net](mailto:s.jmosser@comcast.net) 978 664 2620

*“All photographs are about light. The great majority of photographs record light as a way of describing objects in space. A few photographs are less about objects and more about the space that contains them. Still fewer photographs are about light itself.” – John Paul Caponigro*



AVCC is a member of the following organizations:

NECCC



PSA



AVCC website:

<https://www.assabetvalleycc.com>

2023-2024 Executive Board Members:

- President: John Mauro
- Vice President: Mary Coombs
- Secretary: Pam Meoli
- Treasurer: Glenn Fund



*Sunflower Bud - Lynn Kerner*

Editors' Note:

Many(!) club members work behind the scenes in various capacities to make the club run smoothly, to engage with the greater community, to reach out to prospective members, to communicate about our organization through the Facebook page, the AVCC website, the Focal Point Newsletter, the Action Unlimited, and provide opportunities for competition, exhibitions, fun, learning, and camaraderie. To see (most) of the volunteer positions and members please refer to your 2023-2024 Member packet. Consider volunteering!